



# Lassa Fever Situation Report

Epi Week 14: 31<sup>st</sup> March – 6<sup>th</sup> April 2025

## Key Points

**Table 1: Summary of the current week (14), cumulative Epi week 14, 2025 and comparison with the previous year (2024)**

Reporting Period	Suspected cases	Confirmed cases	Probable cases	Deaths (Confirmed cases)	Case Fatality Ratio (CFR)	States and LGAs affected (Confirmed cases)
<b>Current week</b> (week 14)	246	15	0	5	33.3%	State(s):6 LGA(s): 11
<b>2025 Cumulative</b> (week 14)	4025	674	7	127	18.8%	State(s):18 LGA(s): 93
<b>2024 Cumulative</b> (week 14)	5481	817	17	151	18.5%	State(s):27 LGA(s): 126

## Highlights

- In week 14, the number of new confirmed cases increased from 14 in epi week 13, of 2025 to 15. These were reported in Ondo, Bauchi, Edo, Taraba, Ebonyi, and Gombe States (Table 3)
- Cumulatively in week 14, 2025, 127 deaths have been reported with a Case Fatality Rate (CFR) of 18.8% which is higher than the CFR for the same period in 2024 (18.5%)
- In total for 2025, 18 States have recorded at least one confirmed case across 93 Local Government Areas (Figures 2 and 3)
- Seventy-one (71%) of all confirmed Lassa fever cases were reported from these three states (Ondo, Bauchi and Edo) while 28% were reported from 15 states with confirmed Lassa fever cases. Of the 71% confirmed cases, Ondo reported 30%, Bauchi 25%, and Edo 16%
- The predominant age group affected is 21-30 years (Range: 1 to 94 years, Median Age: 30 years). The male-to-female ratio for confirmed cases is 1:0.8 (Figure 4)
- The number of suspected cases decreased compared to that reported for the same period in 2024.
- No new healthcare worker was affected in the reporting week 14.
- National Lassa fever multi-partner, multi-sectoral Incident Management System (IMS) activated to coordinate the response activities at all levels.

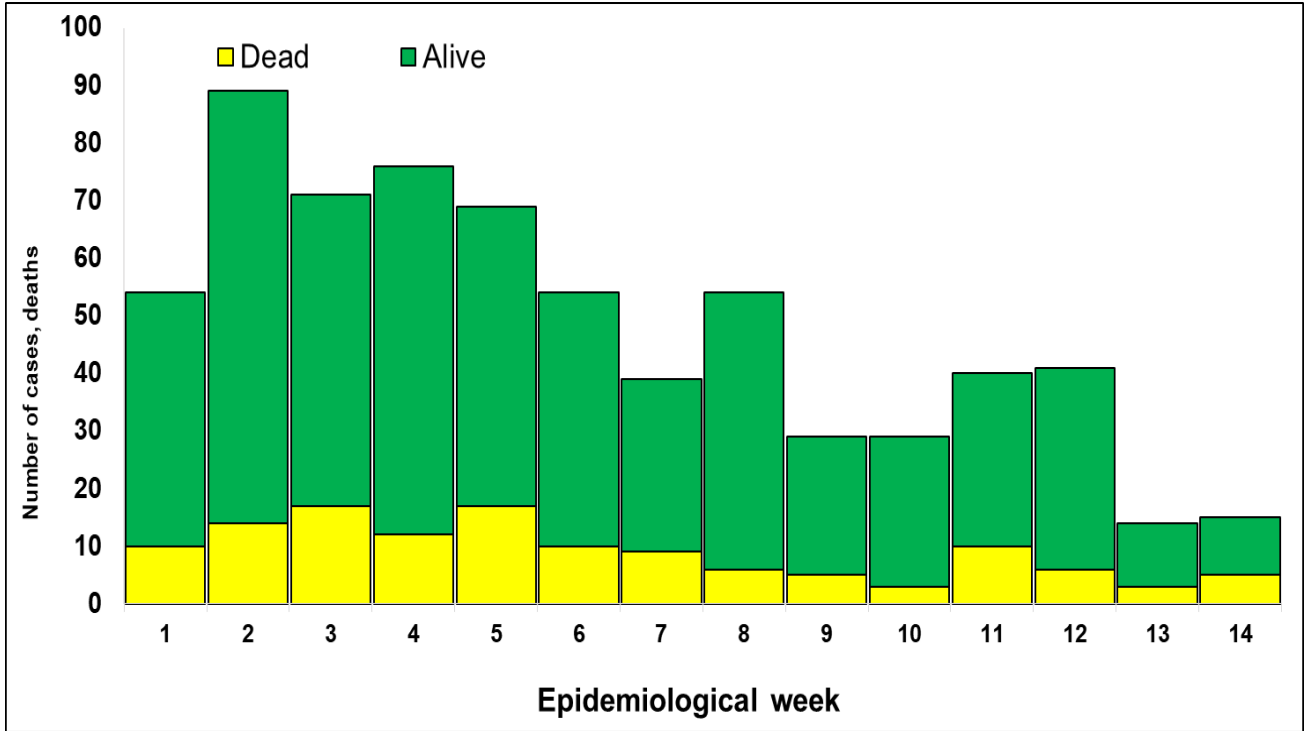


Figure 1: Confirmed Lassa Fever Cases in Nigeria Epidemiological Week 14, 2025

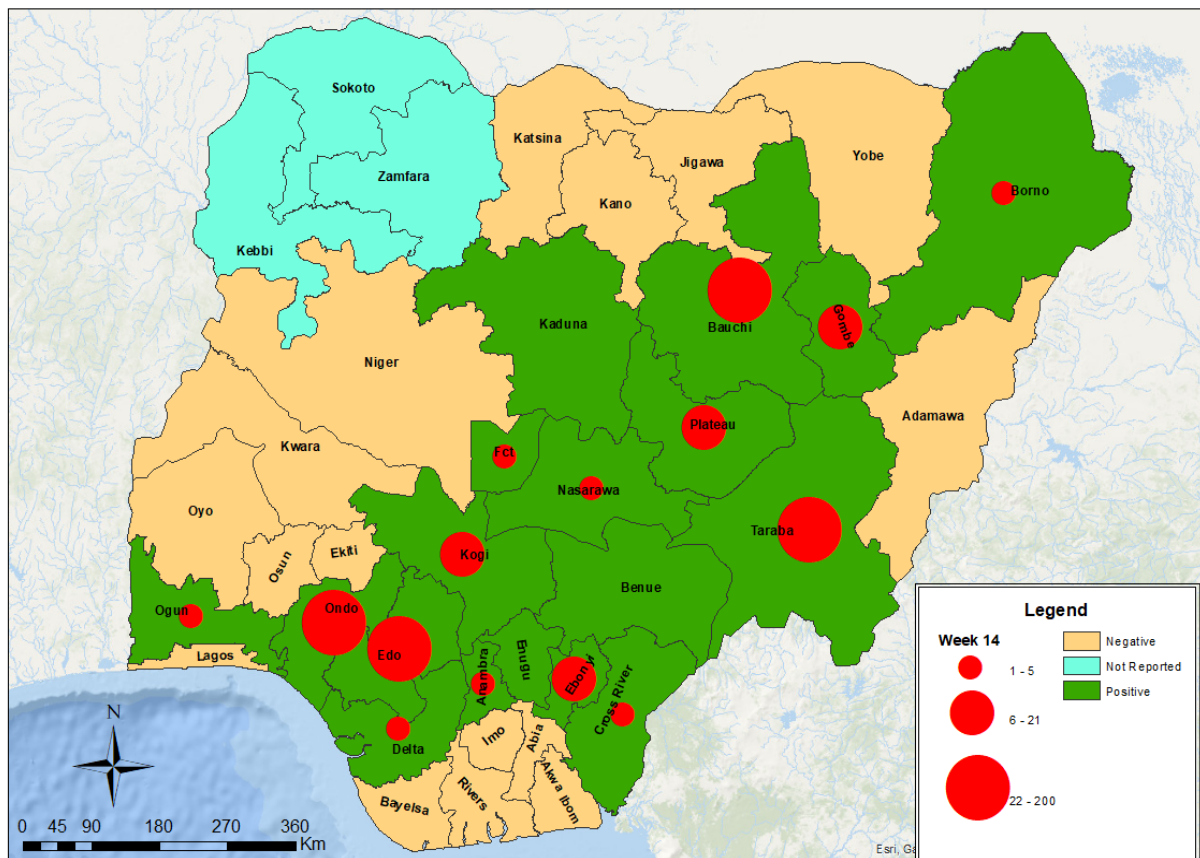


Figure 2: Confirmed Lassa Fever Cases by States in Nigeria, Week 14, 2025

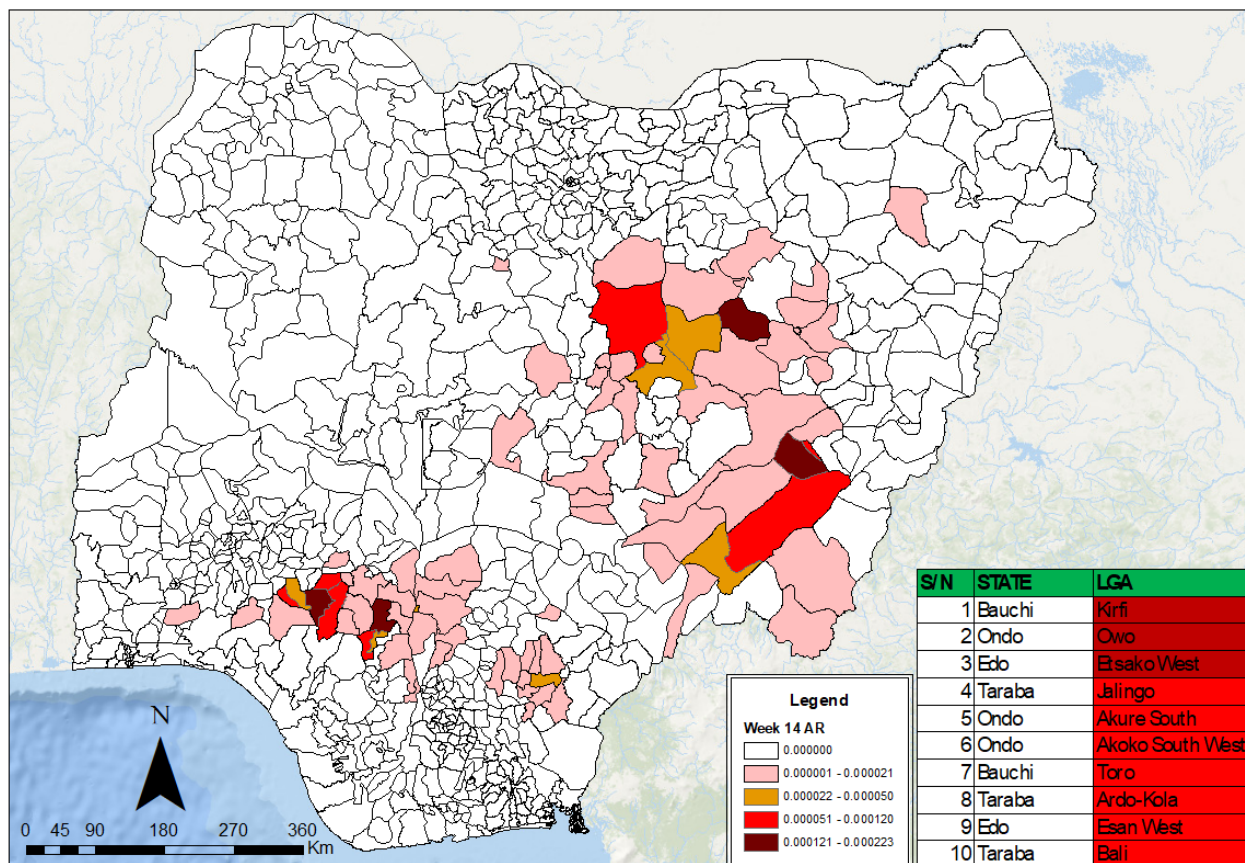


Figure 3: Confirmed Lassa Fever Attack Rate per 100,000 Population for LGAs in Nigeria, Week 14, 2025

Table 2: Key Indicators for the Current Week in 2025 and Trend Compared to the Previous Week, Nigeria

Symptomatic contacts	Number for current week	Trend from previous week	Cumulative number for 2025
Probable cases	0	↔	7
Health Care Worker affected	0	↔	20
Cases managed at the treatment centres	10	↓	546
<b>Contact tracing</b>			
Cumulative contact listed	1418	↓	3189
Contacts under follow up	1125	↓	1125
Contacts completed follow up	17	↓	1448
Symptomatic contacts	0	↓	15
Positive contacts	0	↓	15
Contacts lost to follow up	0	↔	0

Key

- ↑ Increase
- ↓ Decrease
- ↔ No difference

Table 3: Weekly and Cumulative Number of Suspected and Confirmed Cases for 2025

States	Current week: (Week 14)					Cumulative (Week 1 - 14)				
	Cases				Deaths (Confirmed Cases)	Cases			Deaths (Confirmed Cases)	
	Suspected	Confirmed	Trend	Probable HCW*		Suspected	Confirmed	Probable HCW*		
1 Ondo	102	5			1	1170	200	8	26	
2 Bauchi	39	5				728	171	1	4	12
3 Edo	55	2	▲		1	1200	107	1	17	
4 Taraba	11	1	▼			272	106	2	31	
5 Ebonyi	16	1			2	121	21	1	11	
6 Kogi						64	15		4	
7 Plateau	4					49	13	1	5	
8 Gombe	5	1	▲		1	63	13	1	2	7
9 Benue	1					62	9	4	1	4
10 Nasarawa	6		▼			68	5		4	
11 Kaduna						20	3		2	
12 Enugu	1					19	3		1	
13 Delta						18	2		1	
14 Cross River	1					30	2		1	
15 Borno						5	1			
16 Ogun	1					12	1		1	
17 Fct	1					10	1	1		
18 Anambra						11	1			
19 Osun						1				
20 Katsina						1				
21 Kwara						3				
22 Jigawa						1				
23 Yobe						3				
24 Akwa Ibom						2				
25 Niger						2				
26 Ekiti	1					17				
27 Rivers	1					10				
28 Adamawa	1					8				
29 Abia						7				
30 Imo						4				
31 Bayelsa						2				
32 Oyo						24				
33 Lagos						10				
34 Kano						8				
<b>Total</b>	<b>246</b>	<b>15</b>	<b>▲</b>		<b>5</b>	<b>4025</b>	<b>674</b>	<b>7</b>	<b>20</b>	<b>127</b>

Key	
▼	Decrease
▲	Increase

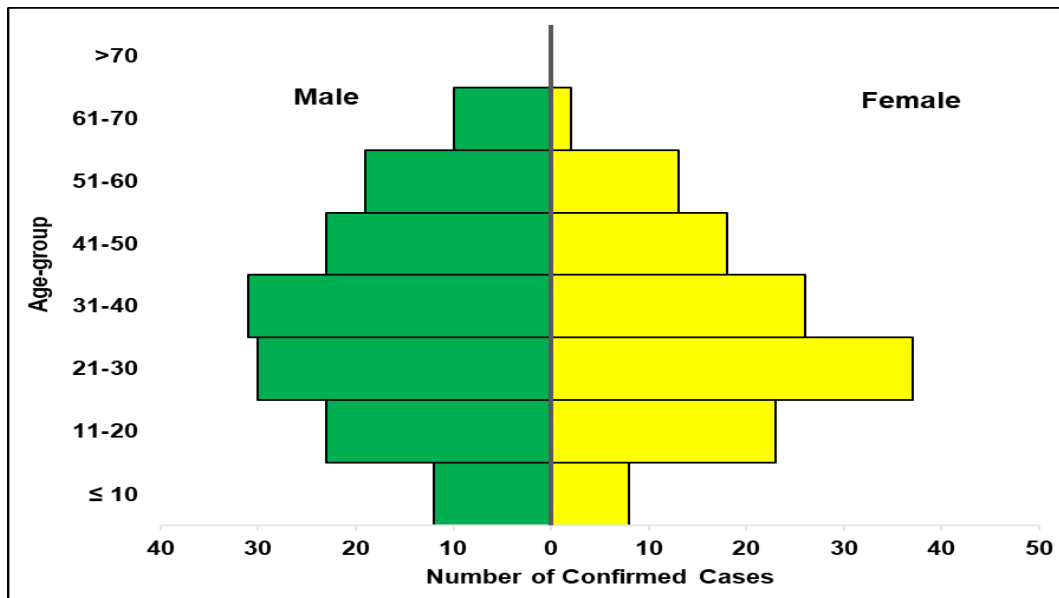


Figure 4: Age and Sex Pyramid Showing the Number of Confirmed Lassa Fever Cases for 2025

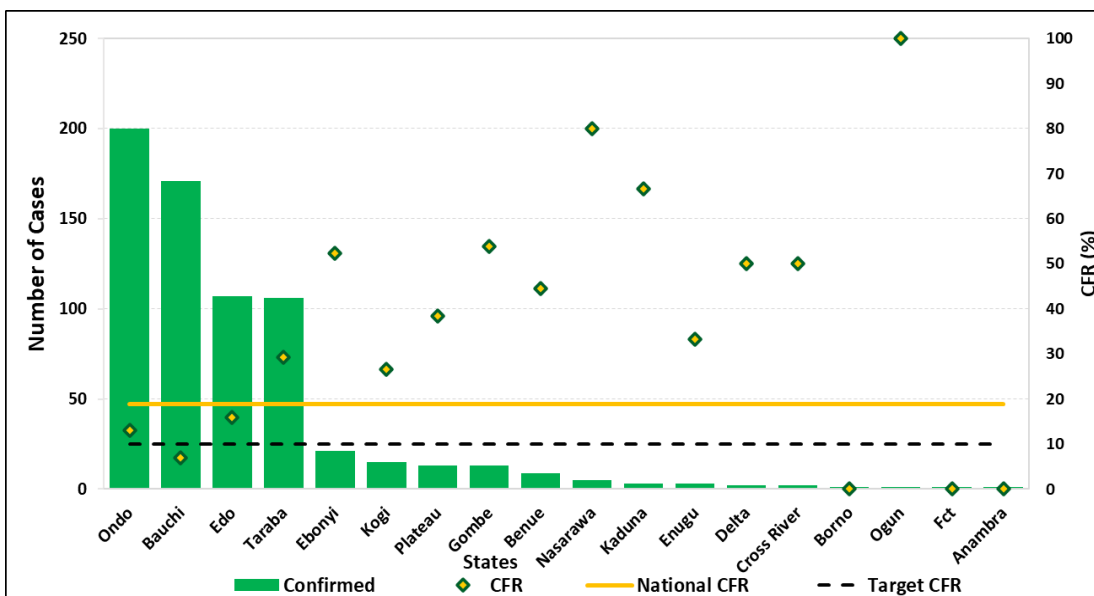


Figure 5: Number of Confirmed Cases with Case Fatality Rate (CFR) by State Week 14, 2025

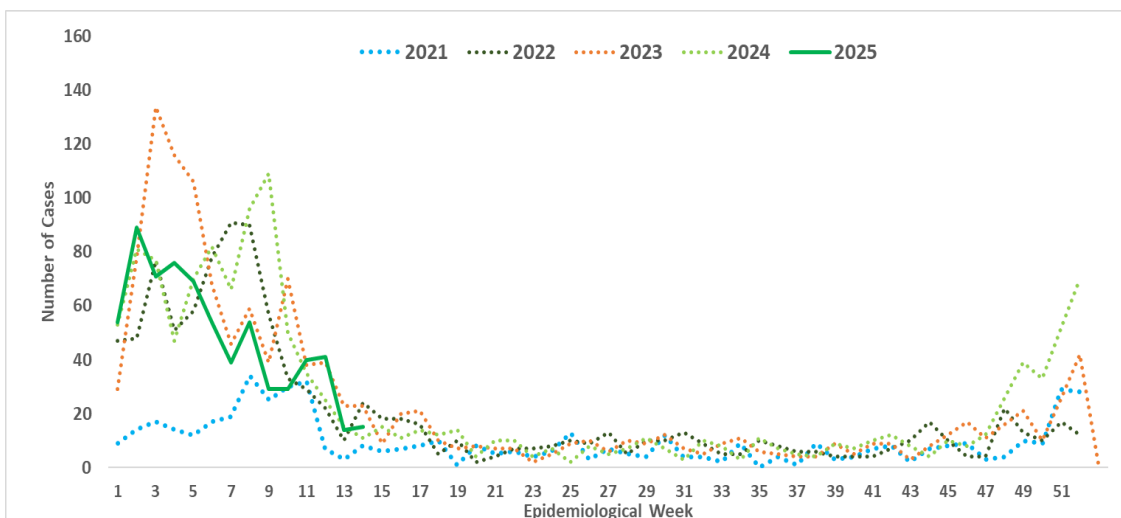


Figure 6: Trend of Confirmed Cases by Epidemiological Week, 2021– 2025, Nigeria

## Response activities

- Conducted a webinar in collaboration with WHO on Lassa fever risk mapping geospatial analysis
- Participated in the Regional Training on LF Clinical Management for ECOWAS Countries in Togo
- Shared updates on the Enable 1.5 research study with support from CEPI
- Shared updates on the Community-Based One Health Participatory and Empowerment Strategy
- Participated in a three-day RCCE workplan development workshop supported by UNICEF in FCT
- Active Case Search supported by IHVN is currently ongoing in Ondo state Health facilities and communities
- Conducted a Multi-Sectoral Health Promotion, Communication, and Disease Prevention Capacity Building workshop on RCCE in Cross River State supported by Nigeria Health Watch
- Shared findings on the ongoing LF Case Management need assessment across the designated Treatment Centres
- Held bilateral meeting with WHO HQ on areas of mutual collaboration
- Held a pre-deployment briefing for members of NRRT
- Deployed the 2nd Batch of NRRT to three states (Gombe, Nasarawa and Benue)
- Participated in the official handing over of laboratory equipment by IHVN to the Ondo State Public Health laboratory
- Held bilateral discussions with MSF Geneva on mutual areas of collaboration for Lassa fever
- Identified areas of mutual collaboration with the Nigeria Health Watch
- Conducted LF CM need assessment across the designated Treatment Centers
- Case management pillar with support from Georgetown Global Health Nigeria (GGHN) facilitated the 7<sup>th</sup> LF webinar
- Commenced the first round of 3-monthly participants follow-up and blood sampling exercise at FMC Owo and ISTH Edo states sites
- Conducted the baseline audiometry assessment at FMCO and ISTH sites
- Deployed National Rapid Response Teams to support onsite control and management efforts using a One Health approach
- Collaborated with the HEPR department to hold a briefing for teams to guide logistics, reporting channels and conduct of teams in line with stipulated guidelines
- Planning meeting for a Monthly Webinar Series on Lassa fever Case Mgt (Initiated by Georgetown University & its local affiliate, GGHN)
- Orientation on the use of the Lassa fever Advocacy toolkit for preparedness and response supported by BA-N
- Plan to hold the 6th Lassa Fever webinar series in collaboration with the FMENv and partners
- HCWs trained on case mgt in Bauchi, Ebonyi & Benue states
- Activation of the Lassa Fever Incident Management System coordinated at the National Public Health Emergency Operation Centre
- Reviewed the Lassa Fever Advocacy toolkit with support from BA-N
- Held the 5<sup>th</sup> Webinar in the series in collaboration with the Laboratory pillar
- Conducted the Lassa fever risk assessment in preparation for the 2025 outbreak season
- Daily reviews of updates from SITAware/PHI meetings
- Dissemination of reviewed case management and safe burial practices guidelines
- IPC Guideline development workshop conducted in Bauchi State supported by WB through CoPREP
- Diagnosis of all samples in the Eight Lassa fever testing laboratories across the country
- External Quality Assurance (EQA) panel preparation for all testing laboratories ongoing
- Optimization of UBTH Benin and FMC Makurdi
- Participated in the 5<sup>th</sup> webinar series focused on Laboratory Preparedness for Lassa fever Outbreaks
- Distribution of response commodities -PPEs, Ribavirin (injection and tablets) body-bags, thermometers, hypochloride hand sanitizers, and IEC materials distributed to states and treatment centres
- Development of distribution plan and the prepositioning of Lassa Fever Commodities
- Implementation of Nigeria Lassa fever epidemiological Study supported by CEPI
- Dissemination of media content including press releases, tweets, public advisories etc
- Sensitization of healthcare workers and other community structures across hotspot LGAs
- Collaborated with BA-N to review and validate the Lassa Fever advocacy toolkit
- Developed a targeted communication strategy based on the data from the community survey conducted in 3 states
- Update of VHF Case Investigation Form (CIF) database
- Enhanced surveillance (contact tracing and active case finding) in affected states.
- Monitoring of outbreak emergency composite indicators to guide action

- Conducted the LF webinar series focused on Surveillance
- Intensive response activities through a one-health approach in affected LGAs
- Activation of state burial team in Ogun State
- Developed and disseminated SMS on LF with the support of Breakthrough Action Nigeria (BA-N) in Benue State

## Challenges

- Late presentation of cases leading to an increase in CFR
- Poor health-seeking behaviour due to the high cost of treatment and clinical management of Lassa fever
- Poor environmental sanitation conditions observed in high-burden communities
- Poor awareness observed in high-burden communities

## Notes on this report

### Data Source

Information for this disease was case-based data retrieved from the National Lassa Fever Technical Working Group.

### Case definitions

- **Suspected case:** any individual presenting with one or more of the following: malaise, fever, headache, sore throat, cough, nausea, vomiting, diarrhoea, myalgia, chest pain, hearing loss and either a. History of contact with excreta or urine of rodents b. History of contact with a probable or confirmed Lassa fever case within a period of 21 days of onset of symptoms OR Any person with inexplicable bleeding/haemorrhage.
- **Confirmed case:** any suspected case with laboratory confirmation (positive IgM antibody, PCR or virus isolation)
- **Probable case:** any suspected case (see definition above) who died or absconded without collection of specimen for laboratory testing
- **Contact:** Anyone who has been exposed to an infected person, or to an infected person's secretions, excretions, or tissues within three weeks of last contact with a confirmed or probable case of Lassa fever

### Calculations

- Case Fatality Rate (CFR) for this disease is reported for confirmed cases only.

### VIRAL HAEMORRHAGIC FEVER QUICK REFERENCE GUIDE

For social mobilization [https://ncdc.gov.ng/themes/common/docs/vhfs/83\\_1517222929.pdf](https://ncdc.gov.ng/themes/common/docs/vhfs/83_1517222929.pdf)

For LGA Rapid Response Team [https://ncdc.gov.ng/themes/common/docs/vhfs/82\\_1517222811.pdf](https://ncdc.gov.ng/themes/common/docs/vhfs/82_1517222811.pdf)

Healthcare worker laboratory [https://ncdc.gov.ng/themes/common/docs/vhfs/81\\_1517222763.pdf](https://ncdc.gov.ng/themes/common/docs/vhfs/81_1517222763.pdf)

For healthcare workers [https://ncdc.gov.ng/themes/common/docs/vhfs/80\\_1517222586.pdf](https://ncdc.gov.ng/themes/common/docs/vhfs/80_1517222586.pdf)

For community informants [https://ncdc.gov.ng/themes/common/docs/vhfs/79\\_1517222512.pdf](https://ncdc.gov.ng/themes/common/docs/vhfs/79_1517222512.pdf)

### NATIONAL GUIDELINES FOR LASSA FEVER CASE MANAGEMENT

[https://ncdc.gov.ng/themes/common/docs/protocols/92\\_1547068532.pdf](https://ncdc.gov.ng/themes/common/docs/protocols/92_1547068532.pdf)

### VIRAL HAEMORRHAGIC FEVER AND RESPONSE PLAN

[https://ncdc.gov.ng/themes/common/docs/protocols/24\\_1502192155.pdf](https://ncdc.gov.ng/themes/common/docs/protocols/24_1502192155.pdf)

### NATIONAL GUIDELINE FOR INFECTION, PREVENTION AND CONTROL FOR VIRAL HAEMORRHAGIC FEVER INFORMATION RESOURCE

[https://ncdc.gov.ng/themes/common/docs/protocols/341\\_1707300274.pdf](https://ncdc.gov.ng/themes/common/docs/protocols/341_1707300274.pdf)

Nigeria Centre for Disease Control and Prevention: [www.ncdc.gov.ng](http://www.ncdc.gov.ng)

*Disclaimer – The information contained in this document is confidential, privileged and only for the intended recipient and may not be used, published, or redistributed to the public. A redacted version is available at <http://ncdc.gov.ng/diseases/sitreps>*